


Winter Care Instructions

Solid wood furniture has numerous aesthetic and performance related benefits, and these qualities need to be nourished by the proper care of the furniture. Beware that the cold, dry conditions of the winter months, combined with the heating in your home can create a very dry environment that may be detrimental both to you and to your furniture.


If conditions are dry, your timber may shrink, causing cracks. If this occurs, it is a natural reaction of the timber to its environment. This type of crack may appear somewhere within a plank, and will usually disappear when conditions are more humid as the timber swells. It is important to note that should you see a “crack” which is between two planks and appears to be the separation of a glue line, please notify us as this is something we can rectify.

Below we offer some simple, straightforward advice on how to maintain your furniture in the winter months.




1. Use a humidifier

Humidifiers can help restore moisture in the environment that may be lost through the winter months.




2. Use an RH hygrometer

Hygrometers allow you to monitor the Relative Humidity in your home, to ensure that the conditions are neither too humid, nor too dry. The ideal conditions for your furniture are 50% relative humidity at 20 degrees Celsius (normal interior temperature).



3. Reapply oil regularly

If your furniture has an oil finish, keep plenty of Danish oil on hand for reapplications (additional oil can be purchased through De La Espada). The frequent application of oil will keep the wood as sealed as possible, providing a protective barrier against the environment. NOTE: If you have a lacquered finish on your timber, do NOT apply oil.



4. Fill cracks with soft wax

If cracks do occur in your timber, you may wish to fill them with soft wax. This wax can be purchased through De La Espada. The wax will temporarily fill the crack, then when conditions are more humid and the timber naturally swells to regain its original shape, the wax will push out as the crack closes and can be removed easily.